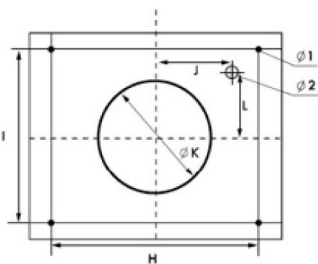
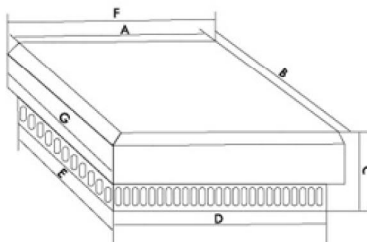
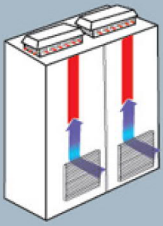
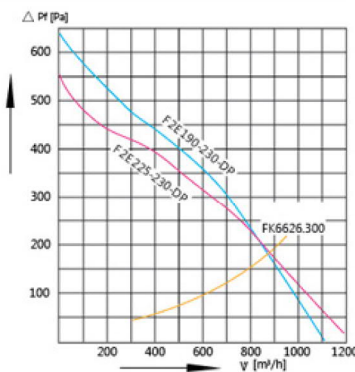


F2E Cabinet top ventilator



Power specific property curve



Interior

The precondition to use the top fan is that the ambient temperature should be lower than the temperature required in the cabinet.

Function

The high-power centrifugal top fan can vent the high heat load by the greatest degree. The centrifugal fan not only can avoid the vortex vented by the general shield magnetic fan, but also can reduce the noise caused by the friction of air. The FK series of Exit Filter can be used in the inlet in order to prevent from entering the humidity and dust.

Design

The centrifugal top fan is larruping. It is handsome and it has the good function and reasonable structure. It also doesn't take up the interior space. It can well satisfy requirement of the present market with it's unique design.

Type	A/B	C	D/E	F/G	H/I	J	ØK	Ø1	Ø2	L
F2E190-230-DP	270	130	267	310	226.8	98.4	195	7.8	15	97
F2E 220-230-DP	270	130	267	310	226.8	98.4	195	7.8	15	97
F2E 225-230-DP	270	130	267	310	226.8	98.4	195	7.8	15	97

Exhauster on the top	Type	F2E190-230-DP	F2E220-230-DP	F2E225-230-DP
Voltage Frequency		230V 50/60HZ	230V 50/60HZ	230V 50/60HZ
Air flow, Ventilation freely		570/620m³/h	860/900m³/h	1200/1340m³/h
Flux of air equip filter exported Include filtering pad of standard		1xFK6626.300	1xFK6626.300	1xFK6626.300
Axle flow blower		456/496m³/h	688/540m³/h	960/1072m³/h
Rated current		0.34/0.26A	0.40/0.38A	0.88/0.60A
Power		75/58W	90/85W	200/135W
Noise level		62/64 dBA	73/74 dBA	69/71 dBA
Temperature range		-10°C~55°C	-10°C~55°C	-10°C~60°C

The quantity and size of the wind inlet filter can be decided according to the concrete requirement